

Mount'n Mover

by BlueSky Designs

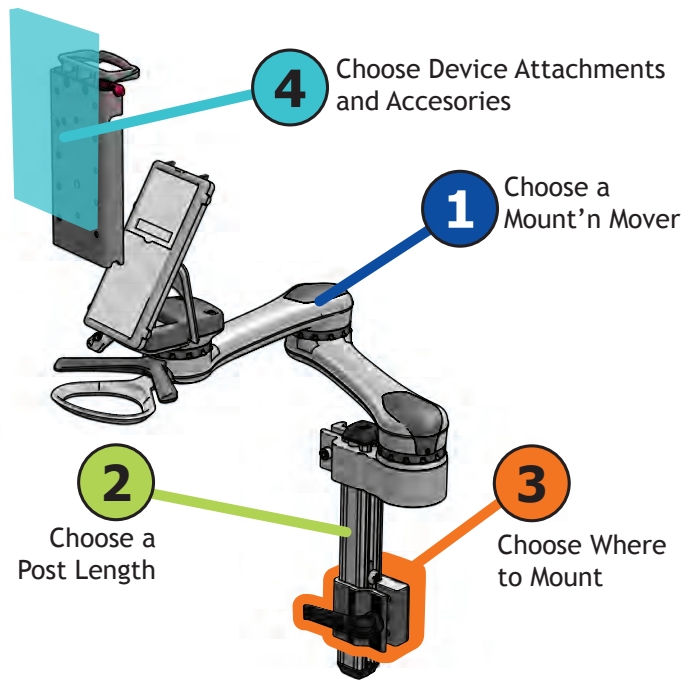
Eval Sheet

www.mountnmover.com
 Phone: 612.724.7002 // 888.724.7002
 Fax: 888.311.4435 // Intl: 612.7247002
 version 071913

Follow these steps to fully specify a Mount'n Mover system.

Client Name: _____
 Chair Type: _____
 Second Chair: _____
 Device(s) to Attach: _____

Contact Name: _____
 Email: _____



Step 1 : Choose a Mount'n Mover

Note: All systems come with a **FREE** Quick Release Plate (QRP)


Dual Arm Mount'n Mover



M2-TQ

\$999

Single Arm Mount'n Mover



M1-TQ

\$799

Tilt'n Turner



M0-TQ

\$599

Hinge Torque:
 We recommend low-torque hinges for devices weighing 5lbs (2.3kg) or less, and high torque for heavier devices.

Select hinge torque:

High Torque

Low Torque

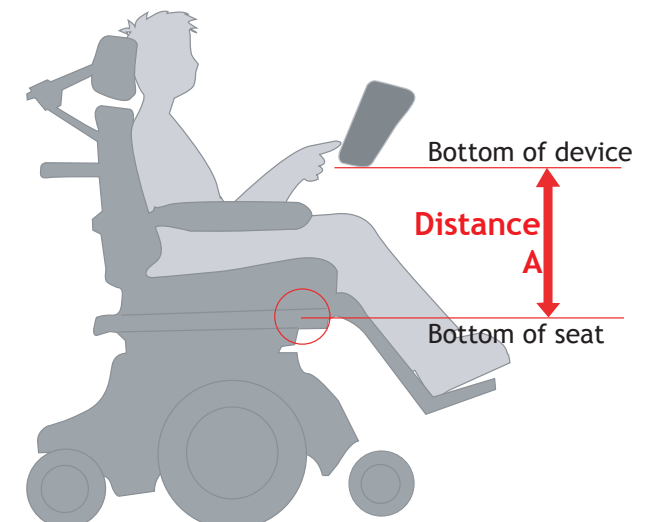
Step 2 : Choose a Post Length

Minimum post length is determined by the distance from the mounting point to the bottom of a person's tray or device when it is in his/her preferred operating position.
 Measure **Distance A** in the diagram and select the next longest post.

Post



- 8" Post **P8** \$32
 - 12" Post **P12** \$32
 - 18" Post **P18** \$39
 - 24" Post **P24** \$39
 - Custom Post Length
 inches*
- * Custom post lengths available.




Step 3 : Choose Where to Mount

Mount to any combination of Wheelchair, Table or Floor Stand

3 : Table Solutions

Mount'n Tilter



- Ideal for surface mounting
- Does not include QRP

MNT \$299

Table Clamp



- Attach your mount to a table!
- Designed for use with Post & Mount

TC \$99

Stand +90°



- Table stand for devices, and
- Downward tilt for mounted devices

DP-STAND90 \$199

3 : Floor Stands

Basic Floor Stand



Use your Mount'n Mover on a Floor Stand, move from wheelchair or table to Floor Stand in seconds. Easy access from bed!

Floor Stand Options

FS Basic Floor Stand \$750

Options:

- 4C +\$130
4 "total lock" casters

- E +\$109
Horizontal Extension
Adds up to a 16" horizontal extension

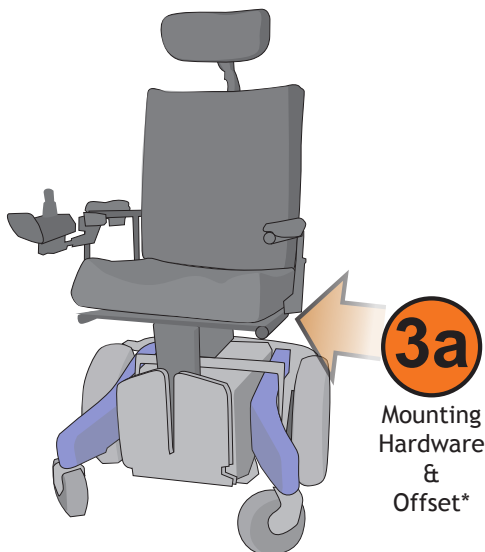
Basic FS has 2 in-line wheels and 2 "Total-Lock" casters



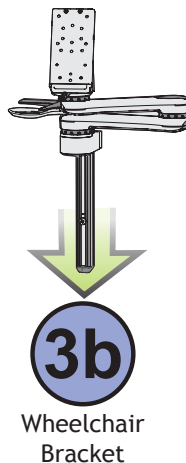
Horizontal Extension Option:



3 : Wheelchair Mounting



+



Overview

Wheelchair Mounting is divided into two stages:

3a Select Mounting Hardware

- Direct Wheelchair Attachment, and
- Offset Components
(Offset components are optional)

3b Select Wheelchair Bracket(s)

The Bracket is attached to the Mounting Hardware selected from 3a. The Mount'n Mover Post is then inserted into the Wheelchair Bracket square clamp.

Wheelchair Mounting - 3a Select Mounting Hardware

Adapter Plate



- Most compact plate
- For Hole Spacing 1"-2"

WC-AP \$28

Multi-Purpose Plates

All Adapter Plate(s):

- Can be used as with bridge clamps.
- Accommodate a range of spacing for 1/4" or 6mm bolts.

Adapter Plates 2 and 4 can be used for:

- Permobil UniTrack
- Permobil Corpus
- Quantum/Jazzy Tie-Downs

Adapter Plate 2



- Longer plate for offset

WC-AP2 \$32

Adapter Plate 4



- More attachment options
- Also for 5/16" or 8mm bolts

WC-AP4 \$32

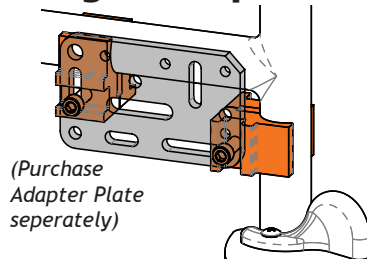
T-Nut



- Compatible with Invacare and Quantum slide track

WC-TN \$32

Bridge Clamp



(Purchase Adapter Plate separately)

Bridge clamps must be used in pairs, spanned with an adapter plate.



1" Bridge WC-R1B
7/8" Bridge WC-R7/8B
\$22.50 per clamp

Round Clamp

For mounting vertically to round tubing



1" Clamp WC-R1
7/8" Clamp WC-R7/8
\$32

Offset Options

Why Offset?

- Get around obstacles like trays, brakes, footrests and armrests
- Position the Wheelchair Brackets and post for best position
- Compensate for mounting angle so post is vertical

Adapter Plate(s) can also be used to offset mounting forward or upward.

L-Angle Extension



Can be used in pairs to extend mounting up to 7"

WC-LAE \$32

Adapter Plate(s)



- AP2 is a longer offset
- AP4 has more options

WC-AP2 \$32

WC-AP4 \$32

Angle Adjust Plate



- Compatible with any mounting component
- Adjust post to vertical (every 7.5°)

WC-AAP \$32

Wheelchair Mounting - 3b Select Wheelchair Bracket(s)

Solid Wheelchair Bracket

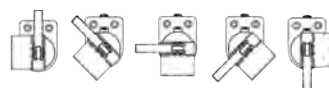
- Configurable in 2 orientations
- Compact profile
- Minimal play/slop
- More secure
- Use with WC-AAP for mounting at an angle (7.5° increments)



WB2 \$79

Adjustable Wheelchair Bracket

- Use where positioning requires frequent angle adjustment
- Adjust "on-the-fly" without removing hardware
- Slight play in assembly
- Lock to every 5°



WB \$135

Step 4 : Choose Device Attachments & Accesories

Access anything, anywhere! Select access for one or multiple devices and trays

4 : BlueSky Designs Accessories

Quick Release Plate



- One comes free with each Mount'n Mover

QRP \$82

Universal Rotator



- Add a degree of freedom between tilt and device
- Great for eyegaze and tablets

DP-UR \$99

Camera Plate



- Turns a Quick Release Plate into a camera stand!
- Compatible with other tripod heads

DP-CAM3 \$48

Stand +90°




- Extend your tilt range to 180°
- Table stand for devices, and
- Downward tilt for mounted devices

DP-STAND90 \$199

4 : Tray Options - Reading, Laptops, iPads, etc


12" x 16" Tray with Lip



- Multipurpose tray with lip
- Great for books, tablets, etc
- Angle it flat and turn it around for writing or eating

TR-12x16 \$149
Add QRP? +\$75

12" x 12" Tray



- Multipurpose tray
- Adapt it for your needs

TR-12x12 \$124
Add QRP? +\$75


Laptop Tray



- Tray, holes and straps fits most laptops securely
- Easily remove your laptop

TR-LT \$249
Add QRP? +\$75

iPad Tray



- Great for iPad access
- Easily switch from landscape to portrait
- Includes iPad case

TR-IP \$124
Add QRP? +\$75

4 : Communication Device Attachments

Attach any Device with Ease

Device plates have been developed to attach communication devices to the Mount'n Mover's Quick Release Plate (QRP).

Common devices are listed in the chart.

More options, including custom plates are available.

Swap Devices Quickly

The QRP is the key to a simple system of interchangeable devices. Purchase a plate listed on the right to connect your device to the QRP. Remember, one QRP comes with each Mount'n Mover.

MAKE	MODEL	PLATE	PRICE
Dynavox	Eyemax, Maestro w/ Eyegaze	DP-DV2	\$90
	Maestro, V, Vmax, M3, DV4, MT4, DynaWrite	DP-DV1	\$40
Prentke Romich Co.	Accent, Vantage Lite, Springboard Lite	DP-PRC2	\$90
	ECO2, ECOpoint, ECO-14, Vanguard, Pathfinder 2	DP-PRC1	\$40
Tobii	P10, C8, C12, CEye	DP-T1	\$60
	iSeries	DP-T2	\$90
	C15, VESA hole spacing	DP-VESA	\$80
Jabbla	Tellus, Mobi	DP-Mobi/Tellus	\$40
Abilia	Rolltalk	DP-Rolltalk	\$40
AMD I	iAdapter	DP-AMD I	\$40
Toby Churchill	LightWriter (SL40)	DP-T1	\$60

Don't see yours? Please contact us for more info.